

IRWM PLAN UPDATE

WaterReuse Orange County August 17, 2017

Marilyn Thoms
Manager, Watershed Management Division
Orange County Public Works



IRWM Concept for Planning

Integrated Regional Water Management (IRWM) is a collaborative effort to manage all aspects of water resources in a region. IRWM crosses jurisdictional, watershed, and political boundaries; involves multiple agencies, stakeholders, individuals, and groups; and attempts to address the issues and differing perspectives of all the entities involved through mutually beneficial solutions.



Two Orange County Plans

- * North Central Plan – covers Santa Ana Regional Water Quality Control Board Boundaries
- * South Plan – covers San Diego Regional Water Quality Control Board Boundaries
- * Both will be updated to 2016 standards by end of year
- * Call for projects expected late 2017

PROPOSITION 50 AND 84
GRANT SUCCESS
NORTH/CENTRAL

Santa Ana Funding Area Proposition 50 Projects

	Agency Name	Project Name	Project Description	Allocated Grant Funding	Total Project Costs
1	Eastern Municipal Water District	Hemet/San Jacinto Regional Water Reclamation Facility Tertiary Expansion	Regional Recycled Water Distribution	\$ 4,976,954	\$ 26,836,954
2	Inland Empire Utilities Agency (IEUA)	Regional Recycled Water Program	Regional Recycled Water Distribution	\$ 4,982,748	\$ 33,082,748
3	Orange County Water District (OCWD)	Burriss Recharge Pit Reconfiguring	Develop Recharge Facilities and Habitat	\$ 2,380,860	\$ 13,378,860
4	Santa Ana Watershed Association	Arundo Removal and Habitat Restoration	Invasive Species Habitat Management & Water Conservation	\$ 2,611,194	\$ 3,061,194
5	San Bernardino Valley Municipal Water District (SBVWMD)	Central Feeder Phase 1	Regional Integrated Distribution System (groundwater management and conjunctive use)	\$ 982,748	\$ 39,749,148
6	Western Municipal Water District (WMWD)	Riverside/Corona Feeder Phase 2	Regional Water Distribution (groundwater management and conjunctive use)	\$ 4,982,748	\$ 88,717,148
7	Yucaipa Valley Water District	Yucaipa Valley Regional Water Supply Renewal Project	Desalting Treatment Facility and Brineline	\$ 4,082,748	\$ 49,835,248
			Grand Totals	\$25,000,000	\$254,661,300

Santa Ana Funding Area Proposition 84 Projects

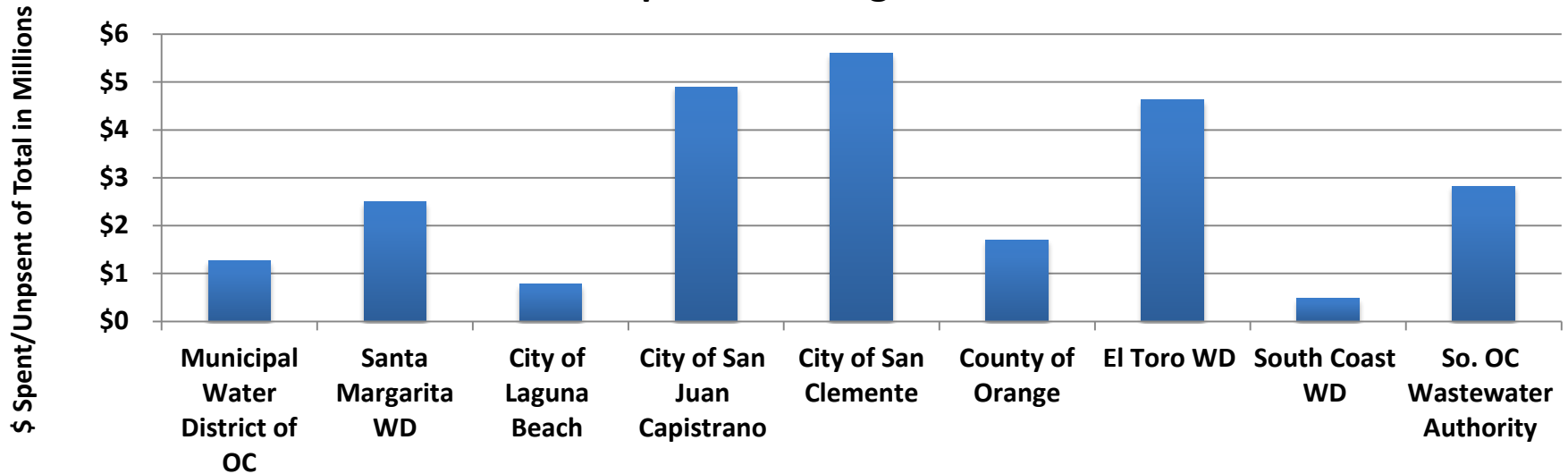
Grant Round	Project Name	Grant Amount
Round One	IRWD Impaired Groundwater Recovery	\$1,000,000
	OCSD Sludge Dewatering	\$1,000,000
	OCWD GWRS EQ	\$1,000,000
	OCWD Alamitos Barrier Improvement	\$1,000,000
Round Two	OCWD Prado Basin Sediment Demo	\$750,000
	Irvine Peters Canyon Channel	\$1,000,000
	MDWOC CII Performance-Based WUE Program	\$500,000
2014 Drought	Landscape Water Demand Reduction	\$880,894
Round Three	SARCUP	\$11,000,000
	OCSD New Hope- Placentia Trunk Sewer	\$1,000,000
Total		\$19,230,894

PROPOSITION 50 AND 84
GRANT SUCCESS
SOUTH

Grant Number: 07-542-550-0

Agreement date: 12/5/2007 – 3/31/2012 (Extended to 5/1/2014)

Proposition 50 IRWM Grant as of period ending 3-31-14



Grant Amount: \$ 25,000,000

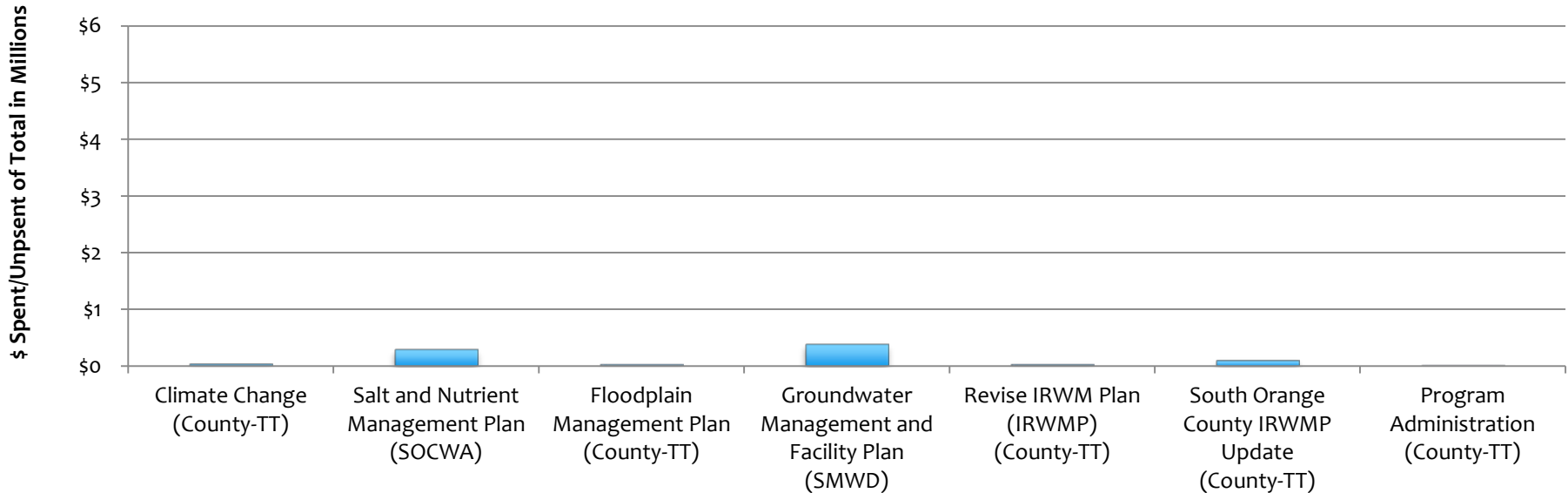
Local Match Amount: \$ 63,774,219

Total Project Costs: \$ 88,774,219

Grant Number: 4600009360

Agreement date: 10/5/2011- 9/30/2013

Proposition 84 Planning Grant as of period ending 9-30-13

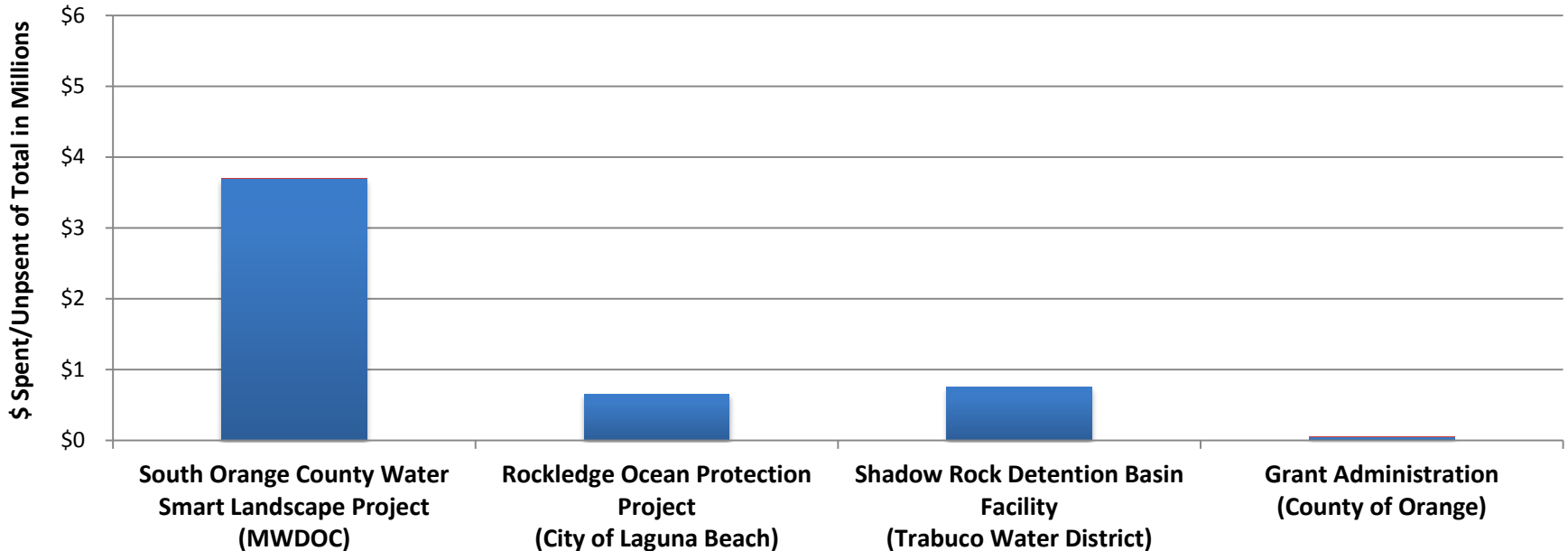


Grant Amount:	\$ 457,416
Local Match Amount:	\$ 447,244
<u>Total Project Costs:</u>	<u>\$ 904,660</u>

Grant Number: 4600009702

Agreement date: 5/2/2012 – 4/15/2016

Proposition 84 Implementation Round 1 Grant as of period ending 4-15-16

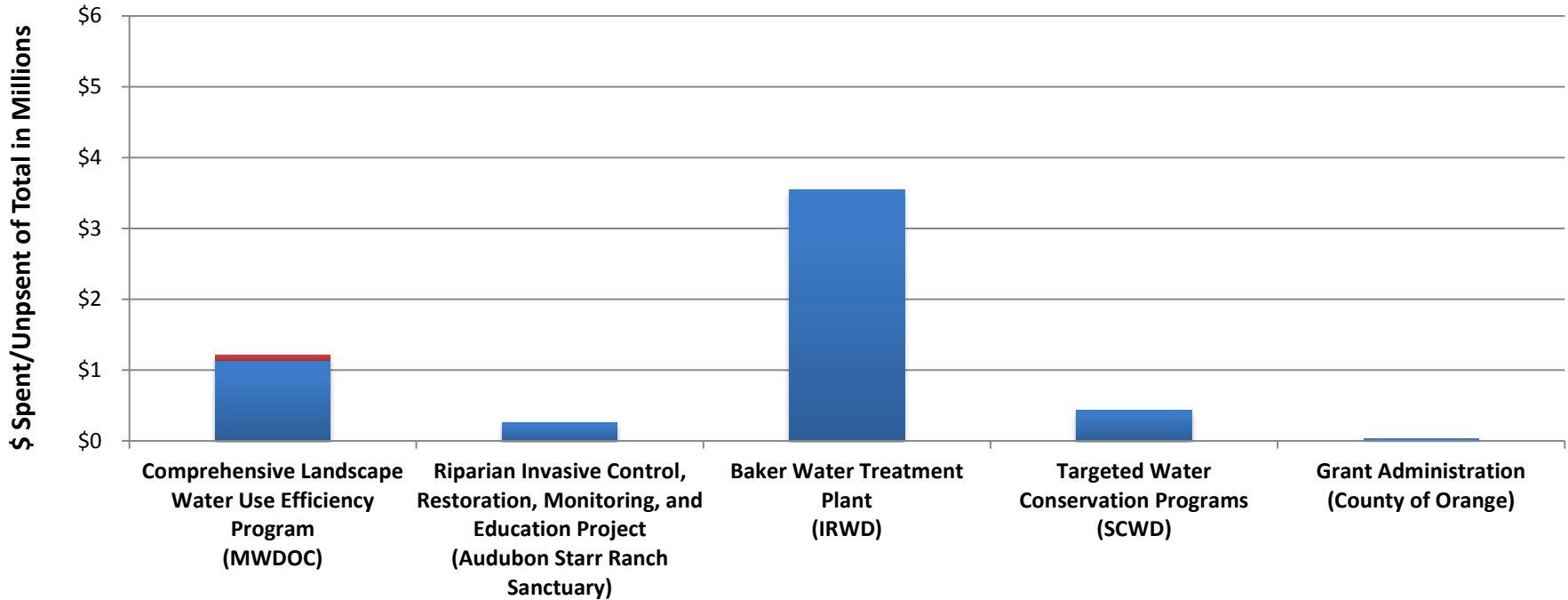


Grant Amount:	\$ 2,316,780
<u>Local Match Amount:</u>	<u>\$ 2,833,560</u>
Total Project Costs:	\$ 5,150,340

Grant Number: 4600010626

Agreement date: 7/16/2014 – 10/01/2017

Proposition 84 Implementation Round 2 Grant as of period ending 03-31-17

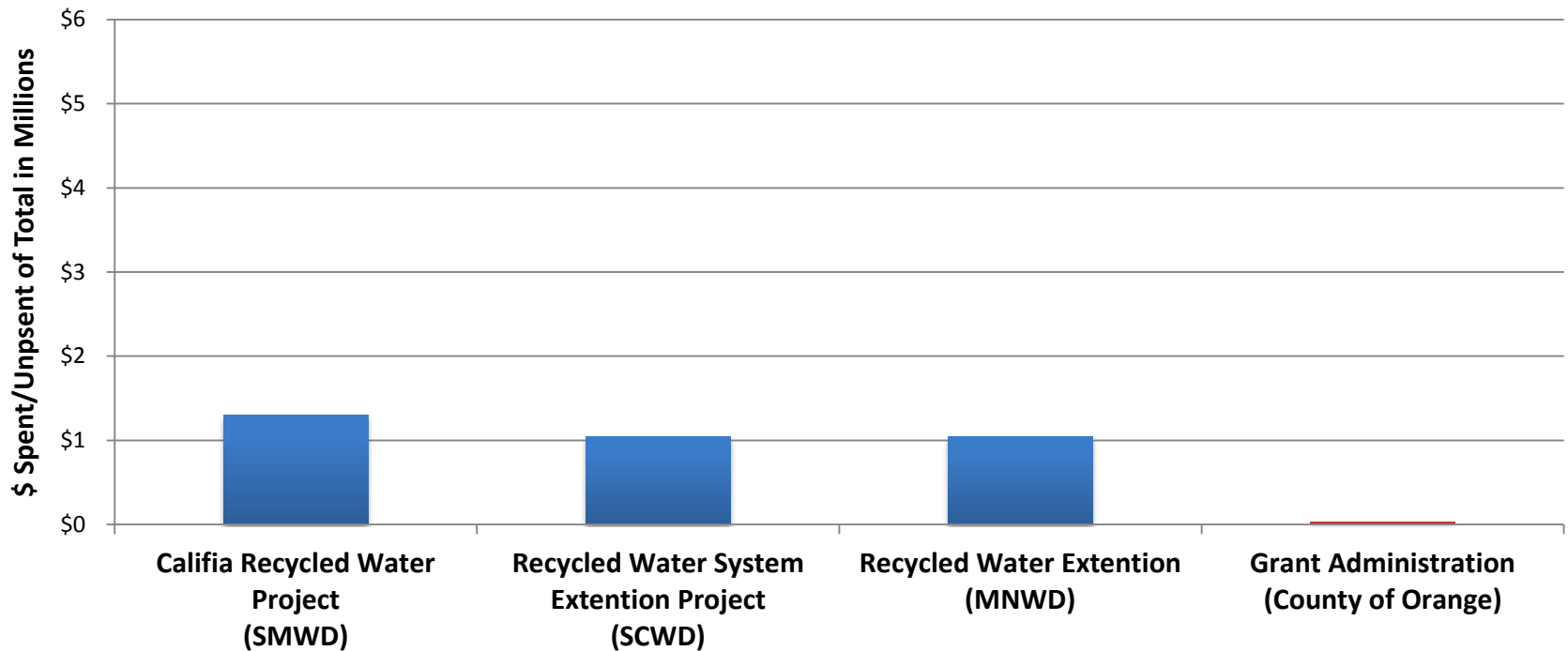


Grant Amount:	\$ 1,708,647
<u>Local Match Amount:</u>	<u>\$ 106,206,903</u>
Total Project Costs:	\$ 107,915,550

Grant Number: 4600010893

Agreement date: 5/19/2015 – 4/01/2017

Proposition 84 Drought Grant as of period ending 4-01-17

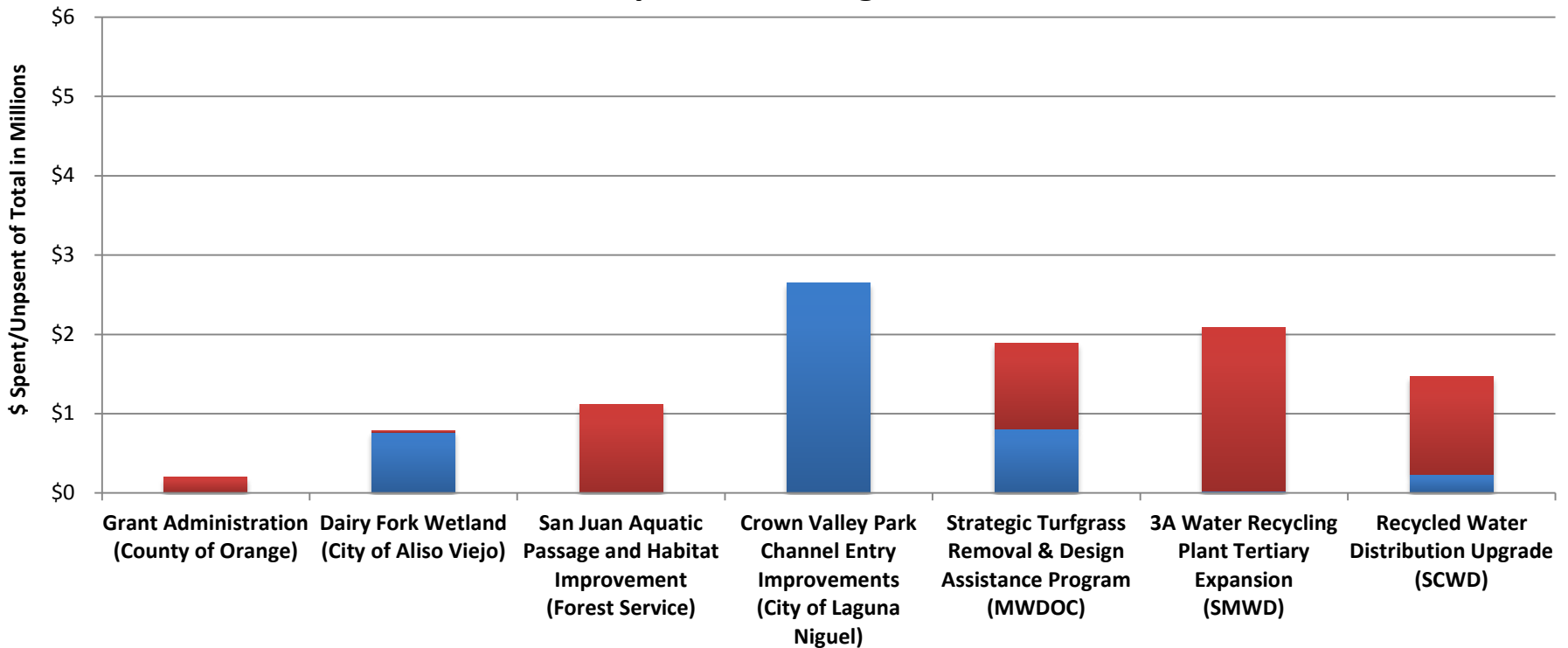


Grant Amount:	\$ 1,500,000
<u>Local Match Amount:</u>	<u>\$ 5,725,000</u>
Total Project Costs:	\$ 7,225,000

Grant Number: 4600011489

Agreement date: 9/19/2016 – 6/30/2020

Proposition 84 2015 Grant as of period ending 3-31-17



Grant Amount:	\$ 4,949,368
<u>Local Match Amount:</u>	<u>\$ 14,634,770</u>
Total Project Costs:	\$ 19,584,138

Proposition 50 and 84 Grant Summary

Grant Numbers		Agreement Dates	Total Grant Award Amount	Local Match Amount	Total Project Costs
1	07-542-550-0	5/2/2012 – 4/15/2016	\$25,000,000	\$63,774,219	\$88,774,219
2	4600009360	10/5/2011- 9/30/2013	\$457,416	\$447,244	\$904,660
3	4600009702	5/2/2012 – 4/15/2016	\$2,316,780	\$2,833,560	\$5,150,340
4	4600010626	7/16/2014 – 10/01/2017	\$1,708,647	\$106,206,903	\$107,915,550
5	4600010893	5/19/2015 – 4/01/2017	\$1,500,000	\$5,725,000	\$7,225,000
6	4600011489	9/19/2016 – 6/30/2020	\$4,949,368	\$14,634,770	\$19,584,138
		Grand Totals	\$35,932,211	\$193,621,696	\$229,553,907

Proposition 1 Schedule

- * Call for projects – late 2017
- * Draft Project Solicitation Package – late 2017
- * Submittals Due – Spring 2018
- * Awards – Fall 2018

Proposition 1 Funding

- * Santa Ana Funding Area - \$63,000,000
- * San Diego Funding Area - \$52,500,000
- * 2 Rounds – anticipated 2018 and 2020/21

QUESTIONS?

For further information:

<http://www.water.ca.gov/irwm/>

<http://www.ocwatersheds.com/programs/ourws/wmaareas>